

## Dermatologie spreekuur in de tropen

Koos Sanders, dermatoloog  
UMC Utrecht



### Number of outpatient visits for the ten leading causes of outpatient attendance by gender

	Total outpatient visits n (S)	M:F ratio
Eczema	6998 (22.9)	1.0
Mycosis	5065 (16.5)	1.3
Pigmentation anomalies	3319 (10.8)	0.7
Scabies	2229 (7.3)	1.6
Acne	2001 (6.5)	0.9
Pyoderma	1521 (5.0)	1.1
	1515 (4.9)	1.1
	820 (2.7)	1.2
	700 (2.3)	1.3
	677 (2.2)	1.0
	5773 (18.9)	1.1
	30618 (100.0)	1.1

spheric, annular, erosive and linear; lichen

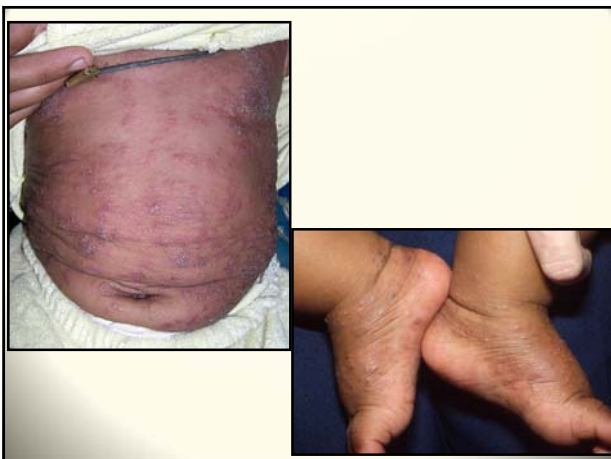
Accorsini S et al. Trans R Soc Trop Med Hyg 2009;103:469-475  
©2009 by Oxford University Press  
Transactions of the Royal Society of Tropical Medicine & Hygiene



Seborrhoisch eczeem  
Constitutioneel eczeem









### Scabiës, epidemiologie

- Wereldwijd
- Vaak meerdere geïnfekteerde personen in de naaste omgeving

The diagram illustrates the life cycle of the scabies mite. It shows the following stages and durations:

- Egg:** 0.30-0.35 mm in length, 2-3 days.
- Larva:** 3-4 days.
- Nymph Stages:** 4-7 days.
- Adult Male:** 0.20-0.25 mm in length, 1-2 months.
- Adult Female:** 0.30-0.45 mm in length, 1-2 months.

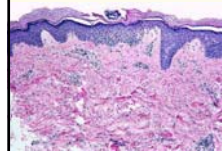
The diagram also shows the mite burrowing into the skin, creating a tunnel (Stadium) where the female mite lays eggs. The mite is shown in various stages of its life cycle, from egg to adult female.

### Scabiës, kliniek

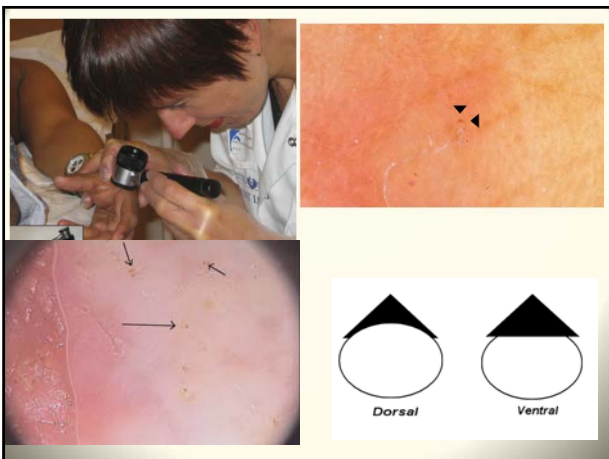
- Ongeveer 10-20 scabiësmijten aanwezig op het lichaam
- Let op voorkeurslokalisaties
- Incubatietijd is 2-6 weken



### Scabiës, diagnostiek



Direct preparaat  
huidschilfers  
Dermatoscopie



### Scabiës nodi



### Scabiës, therapie

- Let op behandeling van gezinsleden en partners
- Permetrine 5% crème, 12 uur, na 8 tot 14 dagen herhalen
- Ivermectine 0,2 mg/kg, na 8 tot 14 dagen herhalen
- Benzylbenzoaat 25% smeersel, gedurende 2x 24 uur, na 8 dagen herhalen, 2de keus bij zwangerschap en lactatie
- Crusteuze scabiës: combinatietherapie van permetrine crème, ivermectine en keratolytica
- Nodulaire scabiës: topicale corticosteroiden
- Kleding en beddengoed wassen 10 min 60°C of 72 uur in gesloten plastic zakken

### Impetigo vulgaris



### Impetigo bullosa



### Folliculitis en abces



Dermatomycose



Blister beetle dermatitis



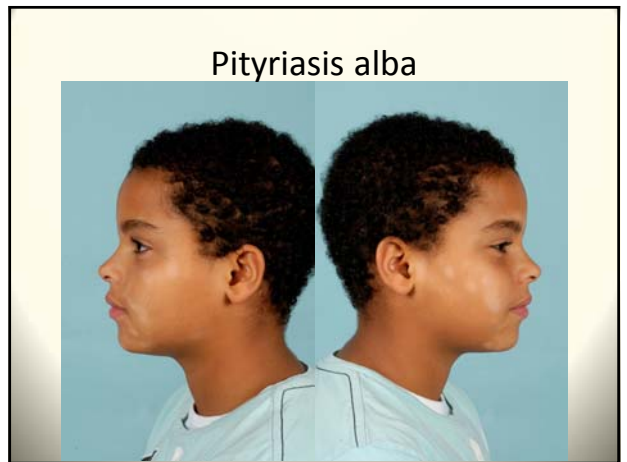
Tinea capitis

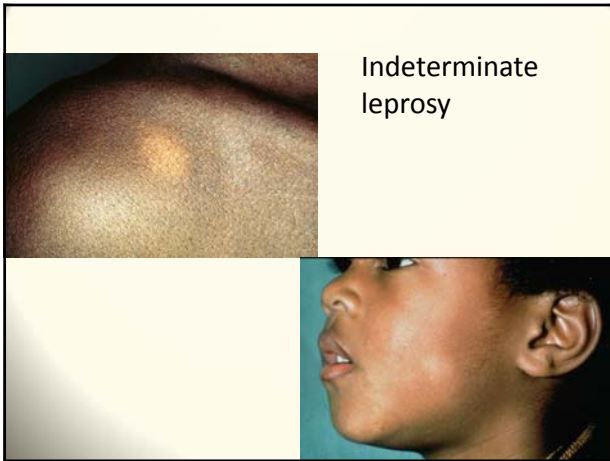




Pityriasis versicolor



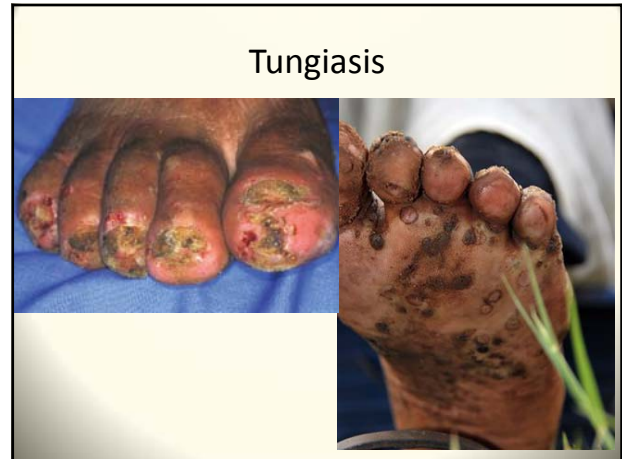




### WHO Classification

- Paucibacillary: Idt, TT, some BT
  - No bacilli in slit skin smear
  - Single lesion; treated with single dose of MDT
  - 2 to 5 lesions; MDT for 6 months
- Multibacillary: BT towards LL
  - Bacilli in slit skin smear
  - More than 5 lesions; MDT for 12 months





**Tungiasis**

Pijn en jeuk  
 Secundaire infectie,  
 tetanus, gangreen

Meerdere infestaties  
 bij bewoners van  
 endemische  
 gebieden

Een of slechts enkele  
 infestaties bij  
 bezoekers

**Tungiasis, therapie**

Contact met  
 zandgrond  
 vermijden, bv  
 schoenen dragen

Chirurgische  
 excisie

Lokale antibiotica,  
 bv fucidine crème

Tetanus profylaxe



### Myiasis, pathogenese

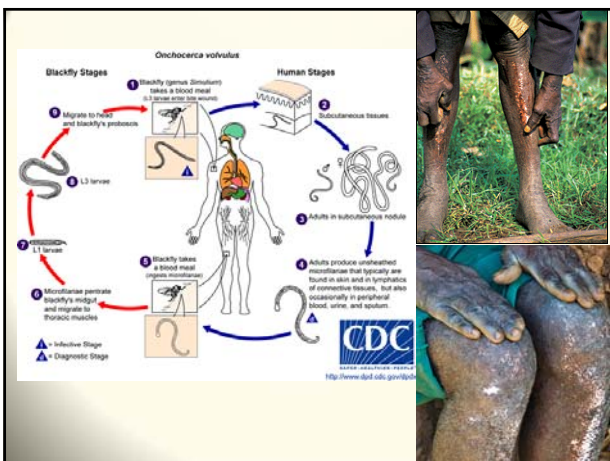
- Infestatie door vliegenlarven (Diptera) in dierlijke of menselijke weefsels
- Facultatief (bv huisvlieg)
- Obligaat
  - *Dermatobia hominis* (midden en Zuid-Amerika) kan 1-2 maanden aanwezig zijn
  - *Cordylobia anthropophaga* = Tumbu fly (Afrika) is meestal ongeveer 1 week aanwezig

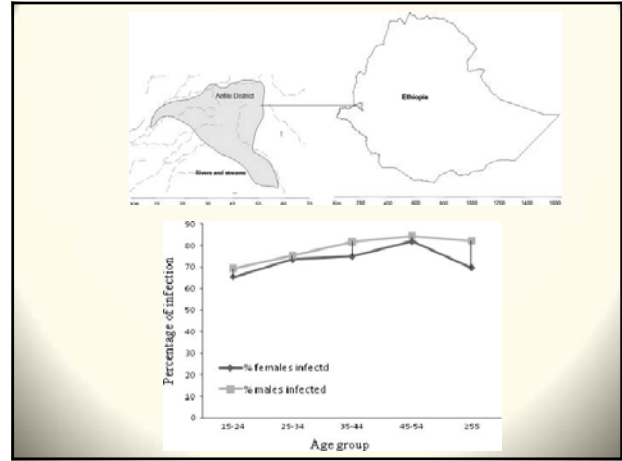
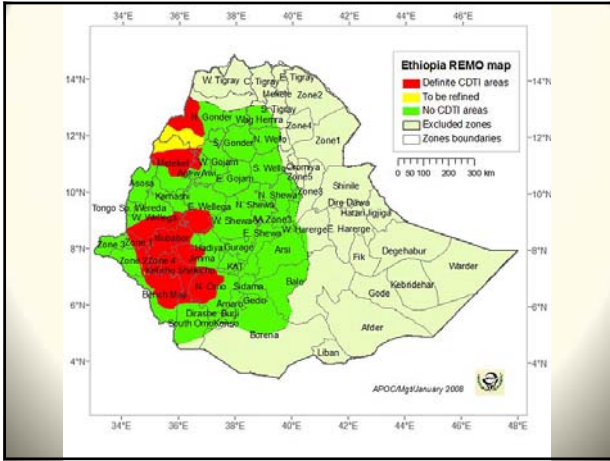
### Myiasis, kliniek

- Dermatobia hominis (midden en Zuid-Amerika)
  - Hoofd, armen, benen
- Cordylobia anthropophaga = Tumbu fly (Afrika)
  - Romp, heupen, billen
- Pijn
- Patiënt kan voelen dat er iets beweegt

### Myiasis, therapie

- Beschermen tegen insectensteken
- Kleren strijken
- Chirurgische extirpatie
- Ademopening afsluiten met vet of zalf





### Frequency of the symptoms of onchocerciasis, western Ethiopia

Clinical symptoms	Frequency			X <sup>2</sup> , P-value
	Females n (%)	Males n (%)	Total n (%)	
Pruritus	351 (60.7)	365 (68.1)	716 (64.3)	6.6, 0.01
Onchocercoma	47 (8.1)	88 (16.4)	135 (12.1)	18.1, <0.01
Leopard skin	73 (12.6)	140 (26.1)	213 (19.1)	32.7, <0.01
Skin lesions	62 (10.7)	64 (11.9)	126 (11.3)	0.4, >0.05
Hanging groin	—	28 (5.2)	28 (5.2)	NA
Lymphadenopathy	80 (13.8)	103 (19.2)	183 (16.4)	11.9, <0.05

- ### Ethiopia Onchocerciasis status
- **onchocerciasis is present in the western part of the country**
  - **Geographical coverage (2007)**
  - Number of communities treated with ivermectin: 22 486
  - Treatment target (number of communities): 22 676
  - Geographic coverage: 99.2%
  - **Therapeutic coverage (2007)**
  - Number of people treated with ivermectin: 4 135 538
  - Treatment target (number of people): 5 341 867
  - Therapeutic coverage: 77.4%





