

THE ROTARY DOCTORS SWEDEN ACTIVITY REPORTS

PERIOD: JUNE – DECEMBER 2019.



INTRODUCTION

The Rotary Doctors Sweden (RDS) continues to be a key community health partner, we are actively implementing community health programs with an aim of increasing healthy living in the community. This is normally a joint cooperation between the community and The County Governments, department of health. We have cooperation with TransZoia, West Pokot and Kakamega counties, in Kenya.

Our community health programs, reach out to members of the community through an organized mobile outreach programs offering : curative, preventive, and promotive services. The community are therefore able to access the doctor who examines and give treatment, family planning services, antenatal clinics, immunization and health education.

Our mentorship program, is aimed at developing more skills for trained health workers, developing working health care systems and structures, the objective is to improve health care service delivery in specific identified hospital. Doctors here work together with health care workers mainly in hospital, the current hospital piloting this is Kachiliba Hospital in West Pokot.

Rotary Doctors Sweden Special project program aims at improving the health outcomes in the community! Under this program; we promote access to clean water in the community by protection of community water sources (springs) and sinking of shallow wells. We have

also been able to trigger the community to take personal initiative to eliminate open defecation through Community Led Total sanitation program, many villages have celebrated being declared ODF. Other activities in this program includes, public health awareness campaigns (jiggers, Scabies and Malnutrition) training of both CHVs and dispensary and health center health staffs.

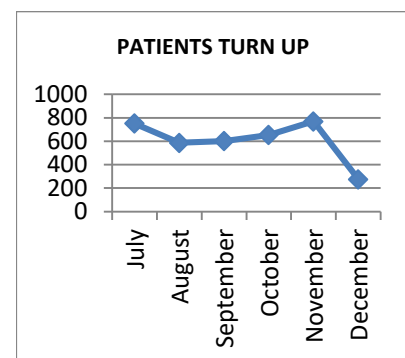
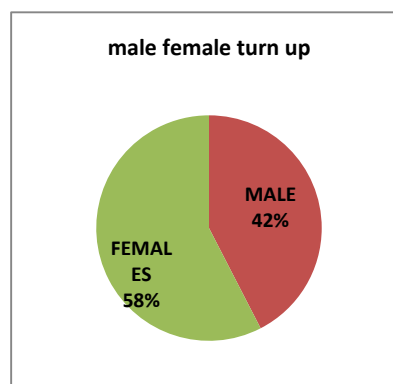
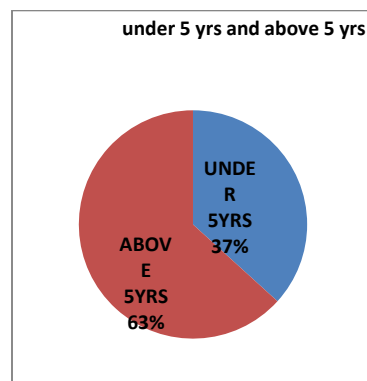
Kasei for Change is one of our newest community advocacy programs, the target group being women in Kasei location Pokot North Sub County in West Pokot county. The programs aim is to support to local community women and men to lead in advocacy to respecting women reproductive health rights. Targeted community activity vices being addressed includes, Female Genital Mutilation, Child marriages, school drop outs among girls, increase acceptance and access to family planning among others.

It has been a great period and we wish to thank all the doctors who have been able to come to Kenya and participate in this program. Our hearts also goes out to all the Rotary Clubs in Sweden who have been able to collect money and supported these activities, through your contribution, we have given someone in the developing countries an opportunity to a healthy living environment. To all our staffs, board members of community nursing services, without you, we would not have achieved all these. Last to the Board of Rotary Doctors Sweden and all the management team, on behalf of the community members who have enjoyed these services I say "ASHANTENI

ENDEBESS JEEPLINE

Patients turn up

Patients turn up	Jul		Aug		Sept		Oct		Nov		Dec		total	
	m	f	m	f	m	f	m	f	m	f	m	f	male	females
0-5	161	156	136	106	112	111	142	103	126	110	36	38	713	624
5-14	69	64	52	50	63	72	72	64	84	84	34	27	374	361
14-25	23	56	21	38	21	39	18	56	30	79	9	22	122	290
25-35	15	41	11	40	13	37	10	42	11	62	9	18	69	240
Above 35	29	68	25	64	31	44	25	62	24	86	8	46	142	370
Above 55	29	41	18	25	20	39	20	39	26	48	11	18	124	210
sub total	326	426	263	323	260	342	287	366	301	469	107	169	1544	2095
total	752		586		602		653		770		276		3639	



Cases	Total	%			
Confirmed malaria	272	6	Ear Infections	96	2
clinical malaria	0	0	all other cases	1474	32
Pneumonia	128	3	Diabetes	11	0.2
Diarrheas diseases	181	4	Hypertension	253	6
Skin diseases/Wounds	736	16	Asthma	32	0.7
Viral Infection	926	20	Epilepsy	10	0.1
general body aches	330	7	Psoriasis	2	0.04
Eye Infections	114	3			
TOTAL CASES 4,565.					

GENERAL COMMENTS

- More patient in July and November, more female patients as usual more above five years.
- This period because of a lot of rains we had more malaria positive compared to other previous years.

- *Skin diseases and wounds are still a problem in the jeep line, mostly common among children below 10 years. Many families use the same house with animals and this could be one of the reasons.*
- *Need for health education to families on how to avoid these skin related issues.*
- *Average disease per person 1.3 remains the same as last years.*

Malaria testing

TOTAL TESTED 1292		0-5		5-14		15-24		25-34		35-54		ABOVE 55		TOTAL S
		M	F	M	F	M	F	M	F	M	F	M	F	
	POSITIVE	16	13	15	16	11	16	29	26	49	51	19	11	272
	SUB %													
	%													

COMMENTS.

- More malaria positivity (21.1%) witnessed this year compared to the same period last year which was at 15.8%. This could be attributed the unusually lots of rainfall experienced the last part of the year.

PREVENTIVE SERVICES

Antenatal clinics/ Family planning.

ANTENATAL CLINIC VISITS	1 ST VISIT	2 ND VISIT	3 RD VISIT	ABOV 4 TH VISIT	TOTALS
	195	187	191	145	718
FAMILY PLANING	DEPO	PILLS	IMPLANTS	STERILIZATION	TOTALS
	254	120	412	0	786

Comments.

- We have recorded slight drop in Antenatal turn up by 4.5% compared to last year the same time, also we have also witnessed a decrease in family planning uptake by 13.1%.

Immunization

BCG	POLIO				PENTA			MEASLES	FIC	TOTAL
	BP	1	2	3	1	2	3			
274	54	362	362	330	390	404	375	367	367	3285

MOSQUITOR BED NETS	
CHILDREN UNDER 1	0
PREGNANT MOTHERS	72
SOLD TO PTS	18
TOTAL	90

Comments

- Our immunization coverage has though improved by 38.8% compared to the same period last year.

HIV TESTING

TOTAL TESTED 293	0-5		5-14		15-24		25-34		35-54		ABOVE 55		TOTALS
	M	F	M	F	M	F	M	F	M	F	M	F	
POSITIVE	0	1	0	2	2	1	0	1	0	0	0	1	8
%													

- An increase of HIV positivity has also been witnessed, from 1.4% same time last year to 2.7% this year.

Jigger treatment

TOTAL TREATED	0-5		5-14		15-24		25-34		35-54		ABOVE 55		TOTALS
	M	F	M	F	M	F	M	F	M	F	M	F	
PEROXIDE USED 20*5LTRS	11	8	38	15	4	3	2	2	3	2	2	5	95

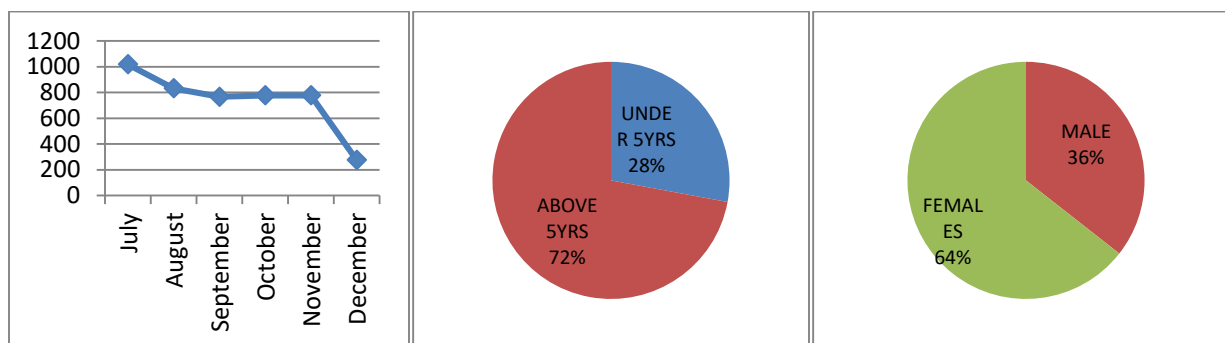
Scabies treatment

TOTAL TREATED	0-5		5-14		15-24		25-34		35-54		ABOVE 55		TOTALS
	M	F	M	F	M	F	M	F	M	F	M	F	
BBE USED 5 liters	15	9	5	3	1	0	0	1	0	0	0	0	34

KWANZA JEEPLINE

Patients turn up

	July		August		September		October		November		December		Total	
	m	f	m	f	m	f	m	f	m	f	m	f	male	females
0-5	134	145	111	118	95	115	137	120	114	94	32	27	623	619
5-14	57	79	44	63	44	67	60	68	59	64	26	21	290	362
14-25	42	71	31	63	17	63	27	58	24	66	13	19	154	340
25-35	17	72	18	73	21	71	13	56	6	69	8	23	83	364
Above 35	38	146	44	118	39	105	31	100	22	125	16	37	190	631
Above 55	73	145	49	100	33	96	29	79	42	93	17	37	243	550
sub total	361	658	297	535	249	517	297	481	267	511	112	164	1583	2866
total	1019		832		766		778		778		276		4449	



Confirmed cases in Kwanza Jeepline

Cases	Total	%	Cases	Totals	%
Confirmed malaria	270	4.8	Ear Infection	137	2.4
clinical malaria	0	0	all other cases	2556	45.6
Pneumonia	155	3	Diabetes	8	0.1
Diarrheas diseases	184	3.3	Hypertension	35	0.6
Skin diseases/Wounds	595	10.6	Asthma	2	0.03
Viral Infection	596	10.6	Epilepsy	5	0.08
general body aches	892	16	Psoriasis	0	0
Eye Infections	171	3	TOTAL	5606	1.3

GENERAL COMMENTS.

- More, patients seen (46.44%) this year than same time in 2018, this can be attributed to the new clinics started during the same period (Amuka, Tulop Kesis and Sarura)
- More patients in July and average number of patients from, August to November.
- The average disease per patient has though remained the same at 1.3.

- General body ache still remain a big problem in the jeep line and therefore it was good with the physiotherapy program by Dr. Gustav.

Antenatal clinics/ Family planning.

ANTENATAL CLINIC VISITS	1 ST VISIT	2 ND VISIT	3 RD VISIT	ABOV 4 TH VISIT	TOTALS
	93	76	68	55	292
FAMILY PLANING	DEPO	PILLS	IMPLANTS	STERILIZATION	TOTALS
	193	99	195	0	487

Immunization

BCG	POLIO				PENTA			MEASLES	FIC	Total
	BP	1	2	3	1	2	3			
86	30	186	231	219	186	241	227	179	162	1777

Malaria testing

TOTAL TESTED 1253		0-5		5-14		15-24		25-34		35-54		ABOVE 55		TOTALS
		M	F	M	F	M	F	M	F	M	F	M	F	
	POSITIVE	19	18	21	24	6	11	31	30	40	40	12	10	262
	SUB %													20.9%
	%													

MOSQUITOR BED NETS

CHILDREN UNDER 1	0
PREGNANT MOTHERS	17
SOLD TO PTS	0
	17

HIV TESTING

TOTAL TESTED 358	0-5		5-14		15-24		25-34		35-54		ABOVE 55		TOTALS
	M	F	M	F	M	F	M	F	M	F	M	F	
POSITIVE	0	0	1	1	0	1	1	0	0	0	0	0	4
%													

GENERAL COMMENT ON PREVENTIVE SERVICES.

- Compared to last year such a time, we have experience decline in Antenatal clinics by 47%, Family planning by 24% and fully immunized child by 31%.

- This reduction is mainly due to the fact that at the same time, we exited some clinics and started some and usually preventive services have a slow start in new sites.
- Malaria positivity though increased tremendously from a low of 6.1% to a high of 20.9% this year.

Jigger treatment

TOTAL TREATED	0-5		5-14		15-24		25-34		35-54		ABOVE 55		TOTALS
	M	F	M	F	M	F	M	F	M	F	M	F	
PEROXIDE USED 5 liters	1	1	0	0	1	0	2	0	0	1	1	0	7

Scabies treatment

TOTAL TREATED	0-5		5-14		15-24		25-34		35-54		ABOVE 55		TOTALS
	M	F	M	F	M	F	M	F	M	F	M	F	
BBE USED 4 liters	3	6	3	2	1	0	2	0	0	0	0	0	17

- We had some few cases treated for jiggers and scabies.

NORTH POKOT.

Antenatal clinics/ family planning.

ANTENATAL CLINIC VISITS	1 ST VISIT	2 ND VISIT	3 RD VISIT	ABOV 4 TH VISIT	TOTALS
	199	203	137	151	890
FAMILY PLANING	DEPO	PILLS	IMPLANTS	STERILIZATION	TOTALS
	0	0	0	0	0

Immunization

BCG	POLIO				PENTA			MEASLES	FIC	VIT A	D-WORMING	TOTAL
	BP	1	2	3	1	2	3					
280	29	271	149	80	401	395	384	351	184	651	300	3473

- North Pokot preventive services, both the antenatal and immunization programs improving, we have seen an increase of more than of more than 300% antenatal clinic attendance both in the 1st visit and the subsequent visits.
- For immunization, the numbers coming for different visit has moved up by more than 60% compared to such a time last year, though the number of fully immunized child has remained the same. Need for well-planned defaulter tracing!

MALNUTRITION.

	Total screened	Normal weight	Moderate Acute malnutrition	Severe Acute malnutrition
June.	162	131	28	3
July.	130	98	26	6
Aug.	208	172	32	4
Sept.	338	297	35	6
Nov.	348	307	32	9
Dec.	224	197	24	3
TOTAL	1,410	1202	177	31

- | | | |
|-----------------------|---|--|
| Supplements/Treatment | <ul style="list-style-type: none"> - Corn Soy blend supplements or - Ready to use supplementary foods. - Nutritional counseling. | <ul style="list-style-type: none"> - Ready to use therapeutic foods. - Referral if the patient presents with other complications |
|-----------------------|---|--|

- 14.75% of children weight during this period had low weight while 85.3% had normal weight!
- Majority with low weight had Moderate Acute Malnutrition!

DENTAL PROJECT

	Patients screened		Extractions		Fillings		Cleaning	
	m	f	m	f	m	f	m	f
0-5	1	0	1	0	0	0	0	0
5-14	1760	1939	190	176	4	6	23	10
14-25	1026	967	95	66	10	7	14	11
25-35	5	18	4	18	1	1	0	3
Above 35	12	12	10	7	0	1	4	8
Above 55	5	7	4	5	0	0	2	4
sub total	2809	2943	304	272	15	15	43	36
total	5752		576		30		79	

Comments

- 12% of the children screened were treated of various identified dental care needs. Majority of which 84% had extractions.

SPECIAL PROJECTS

SPRINGS AND SHALLOW WELLS

A total of 8,474 community members were able to access clean drinking water, this was made possible through protections of community springs and sinking of community shallow wells.

	WATER PROJECTS	NO	HSE HOLDS	TOTAL POP.
1	SPRINGS PROTECTED	14	1,031	6,186
2	SHALLOW WELLS	4	298	2,288
	TOTALS	16	1,329	8,474

KASEI FOR CHANGE

A project aimed at empowering women in Kasei, about their right to health.

- Right to reproductive health.
- Right to refuse the female genital mutilation.
- Right to refuse child marriage.
- Promote girl child education.
- Protect against early pregnancy.

GROUP FORMATION.

- (1) Kasaarach women group and Kasei Men group.
 - (2) Kamketo Women and Men group total 25 men and 25 women.
 - (3) Korokow Men and Women group total of 25 men and 25 women.
- All groups trained.

GROUP COMMUNITY SENSITIZATION SCHEDULES.

	PLACES VISITED BY THE GROUP TO SENSITIZE THE COMMUNITY				
GROUPS	SCHOOLS	CHURCHES	BARAZAS	HSE HOLDS	OTHER GATHERINGS
KASEI MEN & WOMEN GROUP.	5	33	6	356	20
KAMKETO MEN & WOMEN GROUP.	4	22	5	302	35
KORKOW & WOMEN GROUP.	4	23	3	310	27
	13	78	14	968	82

JIGGERS CAMPGAIN TREATMENT REPORT IN KIPTOGOT AND JAMANUR VILLAGES

The jigger campaign was done for three days (10th to 12th of August 2019). The target for Kiptogot was 49 and 29 for Jamanur. Activities that took place during the campaign health education on predisposing

factors, prevention and control of jiggers infestation and treatment. We surpassed the target by 41% which is the difference of the initial target and the current target

Follow-up and issuing of shoes was done on 17th August 2019

To prevent reoccurrence we demonstrated on the disinfection of the houses using cow dung, omo and pesticide in the presence of parents and their children, and then we gave shoes to those treated for three consecutive days.

	Kiptogot village				Jamanur village			
	Target Group		Treated group		Target Group		Treated group	
	m	f	m	f	m	f	m	f
0-5	6	4	6	3	3	0	3	2
5-14	11	6	27	22	9	5	15	4
14-25	6	1	3	2	3	5	2	1
25-35	1	3	2	1	1	1	2	1
Above 35	4	2	0	2	2	0	5	1
Above 55	3	2	3	1	0	0	2	1
sub total	31	18	36	31	18	11	25	9
total	49		72		29		40	

WEST POKOT LANSLIDE MISSION

The land slide occurred on the 23rd November 2019 and it affected three villages namely Nyarkulian, Perua and sebit. Total affected victims were 7,309 with 72 dead cases and 22 an accounted for.

Other organizations giving help at the camps included Kenya Red cross doing the registration and first aid, UNHCR that provided the tents, Action Against Hunger providing food stuffs, Alkhair foundation providing food stuffs, TecklaLourupe foundation providing blankets and The county government also provided blankets.

There was good cooperation between RDS team and other organizations which supported us with an ambulance for referral cases, distribution of blankets, security and three government nurses.

Our role as the rotary doctors' team was to supply basic acute care, triage and asses the medical situation, stabilize and refer patients to a higher level of care. We did not give out food (apart from baby porridge)

Our team was made of two rotary doctors, three nurses, three laboratory technologists/counselors, two pharmacists, a dental assistant and one social worker. We administered curative services for two days and below is a summary of the conditions we attended to;

DIAGNOSIS	UNDER 5 YRS	OVER 5 YRS	TOTAL
PNEUMONIA	13	44	57
SEPTIC WOUNDS	1	2	3
U.R.T.I	9	23	32
ASTHMA	0	9	9
OTITIS MEDIA	10	2	12
GASTRO ENTERITIS	6	30	35
DIAPHOREA	11	14	25
EYE INFECTION	6	2	8
U.T.I	0	14	14
S.T.I	0	8	8
PUD	0	31	31
MALNUTRITION	21	0	21
CONJUNCTIVITIS	5	1	6
TONSILITIS	1	2	3
V.CANDIDIASIS	0	6	6
BRONCHITIS	5	2	7
VIRAL INFECTION	5	7	12
LABOUR	0	1	1
ANAEMIA	1	5	6
DIABETES	0	1	1
G.B.P	0	117	117
TOTAL	93	321	414

THE THREE VILLAGES PROJECT.

	TULOP KESIS		AMUKA		SARURA	
	<u>DATA</u>		<u>DATA</u>		<u>DATA</u>	
	BASELINE BY MAY 2019	DEC 2019 REVIEW	BASELINE BY MAY 2019	DEC 2019 REVIEW	BASELINE BY MAY 2019	DEC 2019 REVIEW
Name of the community unit (CU)	TULOP KESIS		KIMARAN		SARURA	
Number of villages in the CU	8	8	13	13	13	13
Catchment population	4295	4356	5779	5835	5824	5863
Number of households *	1321	1334	1165	1174	1624	1643
HEALTH SERVICE INFO						
Jeepline clinic house	CHURCH	CHURCH	CHURCH	CHURCH	CDF BUILDING	CDF BUILDING
Distance from clinic to nearest health disp.	6.8KMS	6.8KMS	6.2KM	6.2KM	10.2KM	10.2KM
Number of Community Health Volunteers.	11	11	10	14	10	15
Number of fully trained CHV	4	0	6	6	4	4
WATER INFO						
Households accessing clean water source:	0.23%	0.23%	4.5%	4.5%	3.5%	3.5%

wells	0	0	3.30%	3.30%	0	0
springs	0	0	0	0	2.3%	2.3%
rainwater	0.23%	0.38%	1.20%	2.10%	1.2%	1.2%
Examples of water sources used now	RIVERS	RIVER	DAM/RIVER	DAM /RIVER	Wells/river	WELLS,RIVER
SANITATION ISSUE						
Number of households with some sort of latrine	62%	80.5%	79%	79%	78%	78%
Latrines having a lid out of the above% of total	9%	79%	1.5%	1.5%	11%	11%
Latrines having hand-washing facilities	12.9%	79%	28%	28%	23%	23%
Number of villages in the CU declared OD-free**	0	4	0	0	0	0
EDUCATION INFO						
Number of schools in the CU:	4	4	3	3	6	6
primary school	3	3	2	2	5	5
secondary school	1	1	1	1	1	1
tertiary school	0	1	0	0	0	0
Number of school going children in the CU:	2248	2360	1913	2019	2706	2934
primary school	2117	2249	1432	1612	2492	2529
secondary school	131	217	481	511	214	311
tertiary school	0	36	0	0	0	0
MOTHER AND CHILD HEALTH						
Number of fully immunized children	38%	39.1%	48%	51%	58%	62%
Use of family planning	34%	38%	65%	65%	27.4%	31.3%
Estimated number of pregnant women	82	67	71	54	96	68
Pregnant women coming to 4 check-ups	19%	16%	7%	11%	6%	7.6%
Skilled deliveries of those doing the 4th check-up	31%	33%	86%	86%	83.3%	61.3%
Number of women coming to post natal visits	12%	6%	23%	26%	44%	44%
Number of malnutrition cases at the jeeplines	21.20%	19.3%	10.30%	8.9%	8.2%	6.7%
CHRONIC DISEASES						
Known diabetes cases on treatment	11	14	6	12	3	10
Known hypertension cases on treatment	18	25	11	27	10	22
PUBLIC HEALTH ISSUES						
Jiggers, assessed at the jeepline clinic	0	3	0	11	0	4
Scabies, assessed at the jeepline clinic	3	18	1	2	2	1
Fungal infection, assessed at the jeepline clinic	13	11	21	7	16	4
Diarrheal diseases, assessed at the jeepline clinic	76	189	102	133	34	29
Malaria prevalence	14%	15.8%	12%	21.8%	13%	16.7%
Households received treated mosquito nets	1019	37(RDS)	981	41	1288	15

REPORT BY: Daniel Muruka , Jacinta Karimi.